

NOTES:

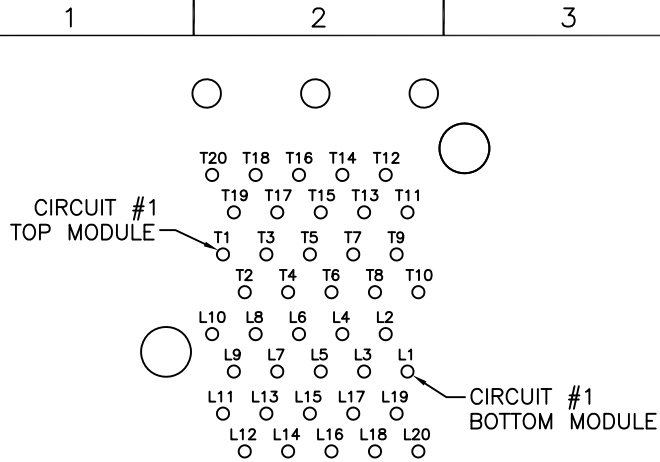
MATERIAL:  
 CAGE: COPPER ALLOY MIN NI-PLATED, THICKNESS 0.25 MM  
 CONNECTOR:  
 PLASTIC HOUSING: HIGH TEMPERATURE LCP, UL94 V-0.  
 SPRING: STAINLESS STEEL, THICKNESS 0.20mm  
 CONTACTS: PHOSPHOR BRONZE, THICKNESS 0.20mm  
 PLATING: 30μ" MIN. GOLD ON MATING AREA,  
 150μ" MIN. MATE TIN ON SOLDER TAILS.  
 PACKAGING: TRAY PACKAGING.  
 OPERATING TEMPERATURE: -40°C TO +85°C  
 STORAGE TEMPERATURE: -55°C TO +105°C

REV.	ECN. NO.	DRAWN	DATE	EC.content
A.0	NEW	Candy	02/17/2024	

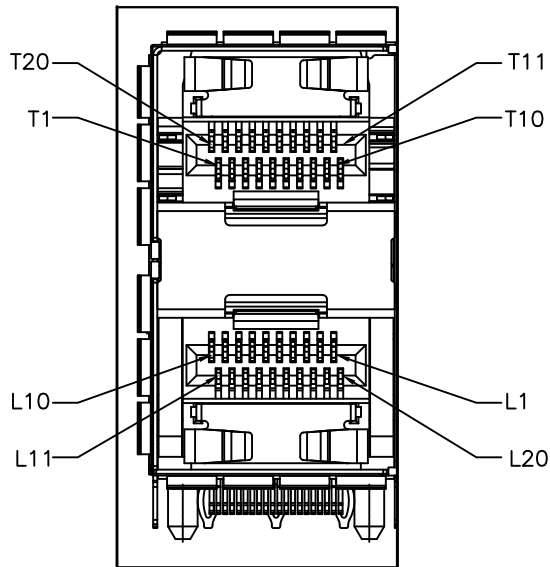


APPROVED	CHECKED	DRAWN	UNIT: mm	SCALE: 1:1	SHEET: 1/4	REV.: A.0

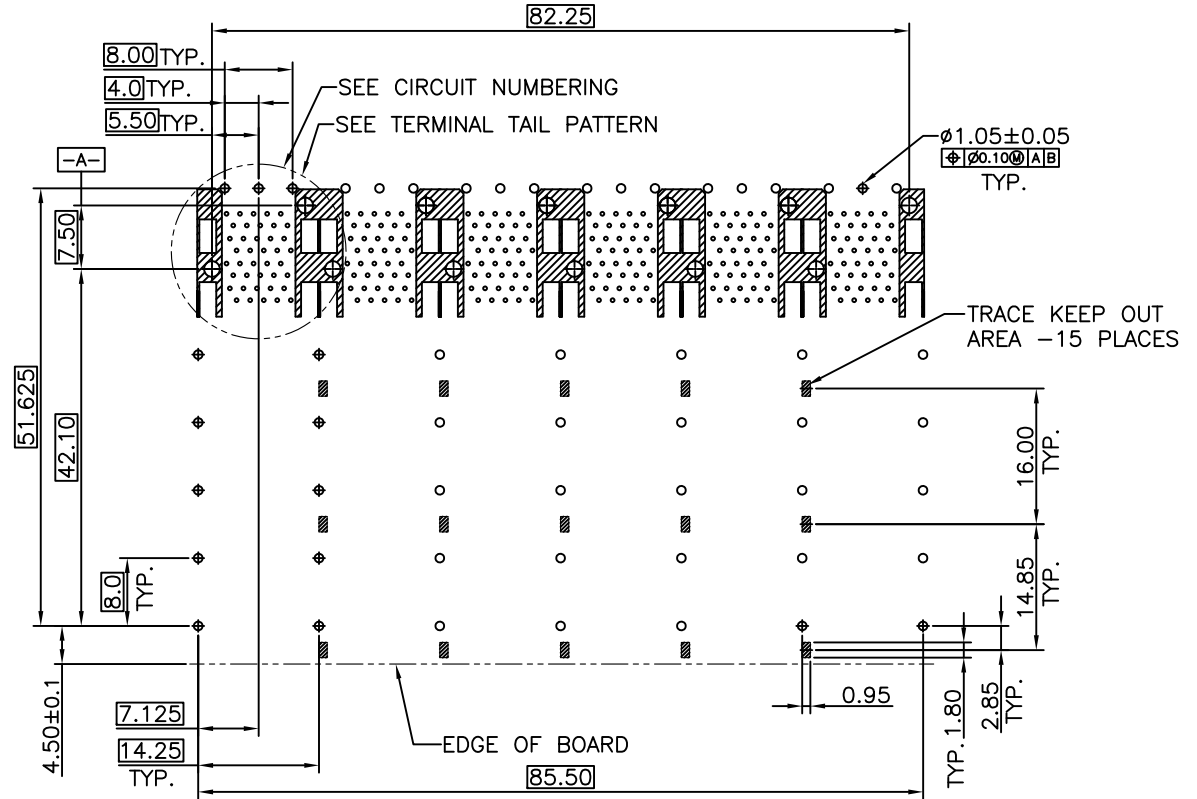
⊗: QUALITY CONTROL ITEM  
 GENERAL TOLERANCE  
 .X± 0.20 X.'± 2'  
 .XX± 0.15 .X'± 1'  
 .XXX± 0.10  
 PART NO.: SFPW26-2141-G008-01  
 TITLE:  
 SFP+ 2X6 CAGE+CONNECTOR



CIRCUIT NUMBERING  
COMPONENT SIDE OF BOARD



DETAIL A  
CIRCUIT NUMBERING  
AND LIGHTPIPE IDENTIFICATION



RECOMMENDED PCB LAYOUT - COMPONENT SIDE  
RECOMMENDED PCB THICKNESS : 2.36MM(.093 INCH)  
(MINIMUM PCB THICKNESS : 1.57)

THE ENTIRE AREA OF THE CONNECTOR FOOTPRINT  
TO BE CONSIDERED THE KEEP OUT AREA FOR COMPONENTS  
THIS AREA IS INDICATED BY THE DASHED LINE

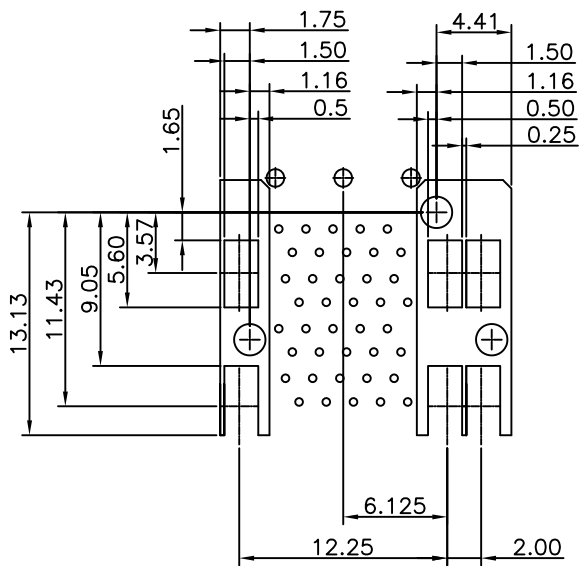
REV.	ECN. NO.	DRAWN	DATE	EC.content
A.0	NEW	Candy	02/17/2024	



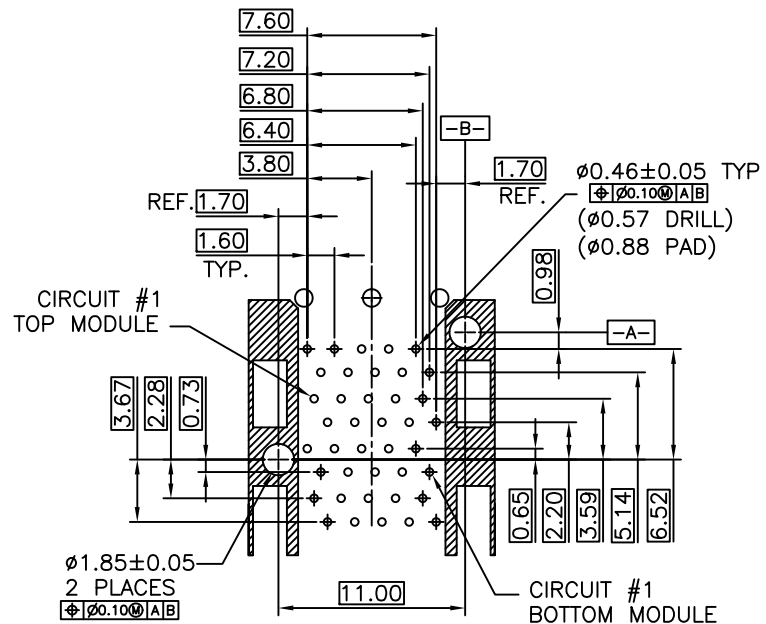
ECONV corporation



⊗: QUALITY CONTROL ITEM		GENERAL TOLERANCE	PART NO.: SFPW26-2141-G008-01		
APPROVED		.X± 0.20 X: ± 2'	TITLE: SFP+ 2X6 CAGE+CONNECTOR		
CHECKED		.XX± 0.15 .X: ± 1'			
DRAWN		.XXX± 0.10			
		UNIT: mm	SCALE: 1:1	SHEET: 2/4	REV.: A.0



DETAIL-KEEPOUT ZONES



TERMINAL TAIL PATTERN

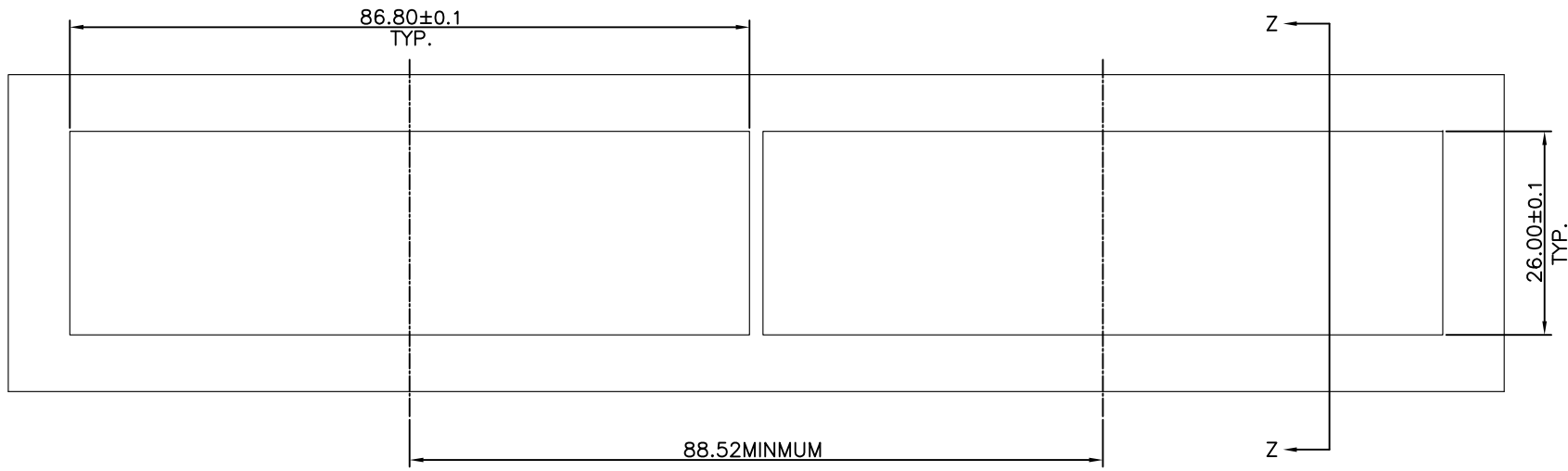
THE HATCHED AREA IN THIS VIEW INDICATES ZONES THAT ARE OCCUPIED BY THE PLASTIC HOUSING THAT SEATS AGAINST THE PCB AND BY THE VERTICAL METAL CAGE WALL THAT STOPS JUST SHORT OF THE PCB

REV.	ECN. NO.	DRAWN	DATE	EC.content
A.0	NEW	Candy	02/17/2024	

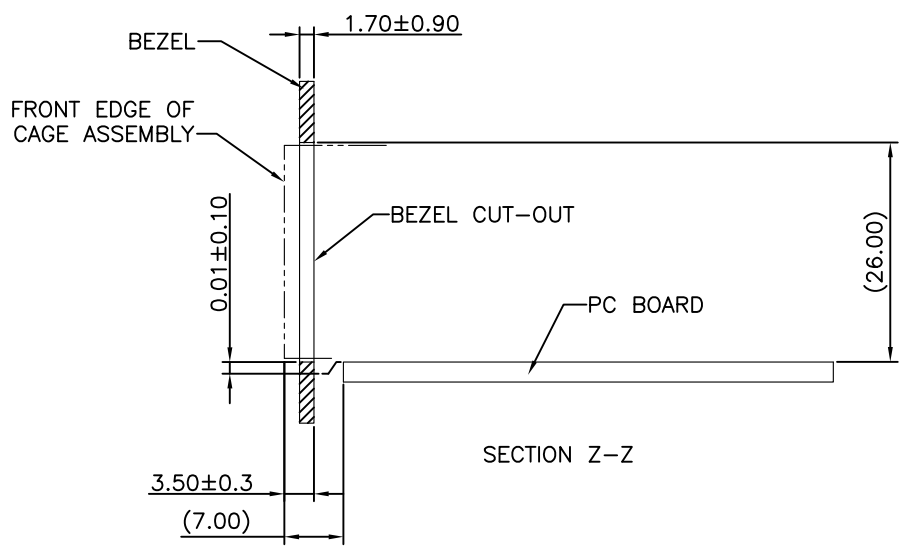


⊗: QUALITY CONTROL ITEM		GENERAL TOLERANCE	PART NO.:
APPROVED		.X± 0.20 X.'± 2'	SFPW26-2141-G008-01
CHECKED		.XX± 0.15 .X'± 1'	TITLE:
DRAWN		.XXX± 0.10	SFP+ 2X6 CAGE+CONNECTOR
		UNIT: mm	SCALE: 1:1
			SHEET: 3/4
			REV.: A.0

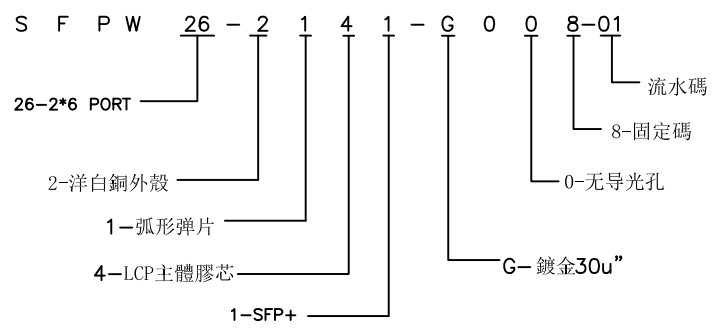
1 2 3 4 5 6 7 8



BEZEL CUT-OUT CENTER SPACING DETAIL



SECTION Z-Z



REV.	ECN. NO.	DRAWN	DATE	EC.content
A.0	NEW	Candy	02/17/2024	



⊗: QUALITY CONTROL ITEM APPROVED CHECKED DRAWN		GENERAL TOLERANCE .X± 0.20 X.'± 2' .XX± 0.15 .X'± 1' .XXX± 0.10	PART NO.: SFPW26-2141-G008-01 TITLE: SFP+ 2X6 CAGE+CONNECTOR		
UNIT: mm		SCALE: 1:1	SHEET: 4/4	REV.: A.0	

SIZE: A4