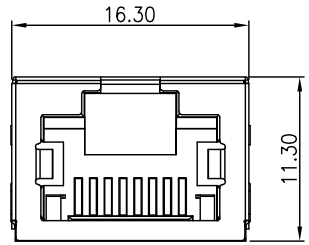

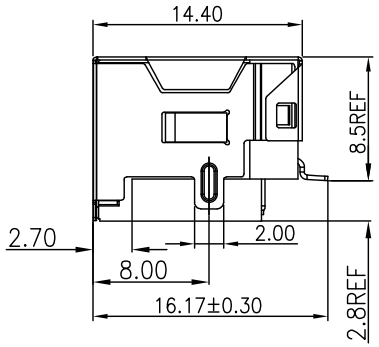

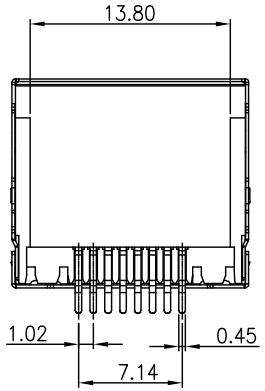

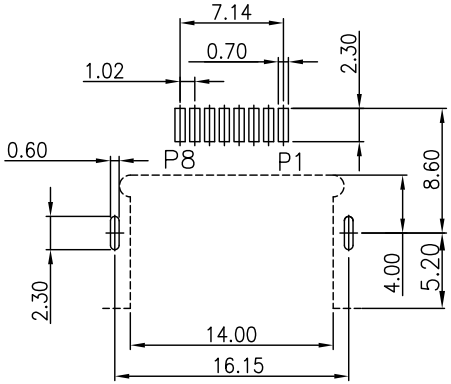

PCB LAYOUT
TOL:±0.05

NOTES

MATERIAL
1.HOUSING MATERIAL : THERMO PLASTICS UL94V-0.
2.CONTACT MATERIAL : PHOSPHOR BRONZE T=0.3.
3.PLATING : GOLD PLATING ON CONTACT AREA TIN PLATED ON SOLDER AREA, NICKEL PLATD OVER ALL.
4.SHIELD : BRASS T=0.20mm WITH NICKEL PLATED.

ELECTRICAL
1.VOLTAGE RATING : 125 VAC RMS.
2.CURRENT RATING : 1.5 AMP.
3.CONTACT RESISTANCE : 40 MILLIOHMS MAX.
4.INSULATION RESISTANCE : 500 MEGOHMS MIN @ 100V DC .
5.DIELECTRIC DIELECTRIC RESISTANCE : 500V DC RMS 50Hz. 1MIN.

MECHANICAL
1.DURRABILITY : 750 CYCLES MIN.
2. MATING/UNMATING FORC: 2.24 KG.F MAX.

ENVIRONMENTAL:
1.OPERATION : -40℃~+85℃.
2.STORAGE : -40℃~+85℃.

PART NUMBER:

JB1W-C G 4 0-3 2 0 1

SHELL CODE
G:W/O spring
W/O logo

4-Housing LCP

LED CODE
0-W/O LED

3-GOLD PLATED G/FU"

2:SMT贴片脚

0-膠芯黑色

REV.	ECN. NO.	DRAWN	DATE	EC.content
A.0	New	Candy	06/14/2023	

ECONN Technology
ECONN corporation

HSF Compliant

ⓧ:QUALITY CONTROL ITEM	
APPROVED	
CHECKED	
DRAWN	

GENERAL TOLERANCE
.X± 0.38 X.°± 2°
.XX± 0.25 .X°± 1°
.XXX± 0.13

PART NO.: JB1W-CG40-3201

TITLE:
RJ45 沉板8.5 SMT有壳无灯

UNIT: mm | SCALE: 1:1 | SHEET: 1/1 | REV.: A.0

SIZE: A4

說明: △:備註 ◇:版本變更 Ⓝ:尺寸序號 ■:重點尺寸 ▼:CPK尺寸

DOCUMENT NO. : ZER0013/A.3